

**Interfood Shareholding Company and its subsidiaries**

**Consolidated financial statements**  
**Quarter 2 - 2016**



## Interfood Shareholding Company and its subsidiaries

### Corporate information

Investment Licence No.	270/GP	16/11/1991
Investment Certificate No.	472033000328 (1st amendment)	28/11/2007
	472033000328 (2nd amendment)	20/05/2010
	472033000328 (3rd amendment)	22/04/2011
	472033000328 (4th amendment)	18/10/2011
	472033000328 (5th amendment)	14/05/2014
	472033000328 (6th amendment)	30/12/2015
	6525867086 (7th amendment)	05/02/2016

The Company's investment licence has been amended several times, the most recent of which is by investment licence No. 270 CPH/GCNDDC3-BHK dated 23 August 2006. The investment licence and its amendments were issued by the Ministry of Planning and Investment and are valid for 50 years.

The investment certificates were issued by the Dong Nai Industrial Zone Authority and are valid for 50 years from the date of the initial investment licence.

### Board of Management:

Toru Yamasaki	Chairman
Nguyen Thi Kim Lien	Member
Takayuki Morisawa	Member
Hajime Kobayashi	Member
Hirotsugu Otani	Member

### Board of Director:

Toru Yamasaki	General Director/General Manager of Marketing
Nguyen Thi Kim Lien	Director/General Manager of Internal Control
Yutaka Ogami	Director/General Manager of Planning
Takayuki Morisawa	Director/General Manager of Administration
Yoshihisa Fujiwara	Director/General Manager of Factory
Taiichiro Iizumi	Director/General Manager of Sales

### Registered Office

Lot 13, Tam Phuoc Industrial Zone  
Tam Phuoc Commune, Bien Hoa City  
Dong Nai Province, Vietnam

### Auditors

KPMG Limited  
Vietnam

## Interfood Shareholding Company and its subsidiaries


### Report of the Board of Directors

The Board of Directors is responsible for the preparation and presentation of the consolidated financial statements in accordance with Vietnamese Accounting Standards, the Vietnamese Accounting System and the relevant statutory requirements. In the opinion of the Board of Directors:

- (a) the consolidated financial statements set out on pages 4 to 29 are prepared and presented so as to give a true and fair view of the consolidated financial position of the Group as at 30 June 2016, and of the consolidated results of operations and the consolidated cash flows of the Group for the three month period in accordance with the Vietnamese Accounting Standards, the Vietnamese Accounting System and the relevant statutory requirements; and
- (b) at the date of this statement, there are no reasons to believe that the Group will not be able to pay its debts as and when they fall due.

The Board of Directors has, on the date of this statement, authorised these consolidated financial statements for issue.

On behalf of the Board of Directors



Toru Yamasaki

Chairman, General Director

Dong Nai province, dated 27th July 2016.

*M*

**Interfood Shareholding Company and its subsidiaries**

**Consolidated balance sheet**

ASSETS	Code	Notes	30/06/2016 VND'000	31/12/2015 VND'000
<b>Current assets (100=110+130+140+150)</b>	<b>100</b>		<b>395,266,189</b>	<b>383,161,036</b>
<b>Cash</b>	<b>110</b>	<b>6</b>	<b>163,764,854</b>	<b>172,435,846</b>
Cash	111		163,764,854	172,435,846
<b>Accounts receivable – short-term</b>	<b>130</b>		<b>23,359,939</b>	<b>26,263,656</b>
Accounts receivable from customers	131	7	17,696,962	22,218,569
Prepayments to suppliers	132		7,149,558	5,543,647
Other receivables – short-term	136		809,511	797,532
Allowance for doubtful debts	137	8	(2,296,092)	(2,296,092)
<b>Inventories</b>	<b>140</b>	<b>9</b>	<b>205,044,222</b>	<b>183,485,382</b>
Inventories	141		205,164,732	185,404,269
Allowance for inventories	149		(120,510)	(1,918,887)
<b>Other current assets</b>	<b>150</b>		<b>3,097,174</b>	<b>976,152</b>
Short-term prepaid expenses	151		3,059,104	902,241
Deductible value added tax	152		-	-
Taxes receivable from State Treasury	153		38,070	73,911
<b>Long-term assets</b> <b>(200 = 210 + 220 + 240 + 260)</b>	<b>200</b>		<b>253,761,064</b>	<b>291,472,732</b>
<b>Accounts receivable – long-term</b>	<b>210</b>		<b>1,575,362</b>	<b>1,575,362</b>
Other receivables – long-term	216		1,575,362	1,575,362
<b>Fixed assets</b>	<b>220</b>		<b>220,387,567</b>	<b>255,929,850</b>
Tangible fixed assets	221	10	211,257,354	246,168,681
Cost	222		550,086,522	609,272,533
Accumulated depreciation	223		(338,829,168)	(363,103,852)
Intangible fixed assets	227	11	9,130,213	9,761,169
Cost	228		13,042,688	12,913,118
Accumulated depreciation	229		(3,912,475)	(3,151,949)
<b>Long-term work in progress</b>	<b>240</b>		<b>213,518</b>	<b>189,670</b>
Construction in progress	242	12	213,518	189,670
<b>Other long-term assets</b>	<b>260</b>		<b>31,584,617</b>	<b>33,777,850</b>
Long-term prepayments	261	13	31,584,617	33,777,850
<b>TOTAL ASSETS</b> <b>(270=100+200)</b>	<b>270</b>		<b>649,027,253</b>	<b>674,633,768</b>

*dy*

**Interfood Shareholding Company and its subsidiaries**

**Consolidated balance sheet**

RESOURCES	Code	Notes	30/06/2016 VND'000	31/12/2015 VND'000
<b>LIABILITIES (300=310+330)</b>	<b>300</b>		<b>474,960,911</b>	<b>509,554,905</b>
<b>Current liabilities</b>	<b>310</b>		<b>322,356,762</b>	<b>356,330,596</b>
Accounts payable to suppliers	311	14	86,434,838	73,591,149
Advances from customers	312		4,626,724	3,116,598
Taxes payable to State Treasury	313	15	3,778,197	10,444,482
Payable to employees	314		9,306,486	10,591,749
Accrued expenses	315	16	38,844,667	76,511,785
Other payables – short-term	319	17	645,850	1,754,833
Short-term borrowings	320	18(a)	178,720,000	180,320,000
<b>Long term liabilities</b>	<b>330</b>		<b>152,604,149</b>	<b>153,224,309</b>
Long-term borrowings	338	18(b)	145,210,000	146,510,000
Deferred tax liabilities	341	19	3,755,286	4,170,398
Provision – long-term	342	20	3,638,863	2,543,911
<b>EQUITY (400=410)</b>	<b>400</b>		<b>174,066,342</b>	<b>165,078,863</b>
<b>Owners' equity</b>	<b>410</b>	<b>21</b>	<b>174,066,342</b>	<b>165,078,863</b>
Share capital	411	22	871,409,840	871,409,840
- Ordinary shares with voting rights	411a		871,409,840	871,409,840
Share premium	412		85,035,704	85,035,704
Other reserves	420	23	57,498,796	57,498,796
Accumulated losses	420		(843,890,471)	(852,821,119)
- Accumulated losses brought forward	421a		(852,821,119)	(756,134,004)
- Net profit (loss) for the current year	421b		8,930,648	(96,687,115)
Non-controlling interest	420		4,012,473	3,955,642
<b>TOTAL RESOURCES (440=300+400)</b>			<b>649,027,253</b>	<b>674,633,768</b>


27th July 2016

Prepared by:



Nguyễn Hồng Phong  
Chief Accountant

Approved by:



Foru Yamasaki  
Chairman, General Director




## Interfood Shareholding Company and its subsidiaries

## Consolidated statement of income

	Code	Notes	Q2-2016 VND'000	Q2-2015 VND'000	YTD2016 VND'000	YTD2015 VND'000
Revenue from sale of goods	01	25	355,920,343	350,840,089	611,018,365	1,318,402,242
Revenue deductions	02	25	20,491,957	9,676,398	28,562,326	38,218,537
Net revenue (10=01-02)	10	25	335,428,386	341,163,691	582,456,039	1,280,183,705
Cost of sales	11	26	235,477,326	251,483,550	405,488,022	941,763,989
Gross profit (20=10-11)	20		99,951,060	89,680,141	176,968,017	338,419,716
Financial income	21	27	1,976,823	7,178,984	8,311,782	17,537,953
Financial expenses	22	28	3,359,713	13,801,992	7,874,442	43,683,496
<i>In which: Interest expenses</i>	23		1,443,078	1,399,597	2,736,102	5,933,545
Selling expenses	24	29	69,121,246	107,143,528	127,731,031	360,120,414
G&A expenses	25	30	8,285,641	9,413,541	18,066,453	41,476,966
Operating profit/(loss) {30=20+(21-22)-(24+25)}	30		21,161,283	(33,499,936)	31,607,873	(89,323,207)
Other income	31	31	400,738	2,939,244	3,084,232	6,556,299
Other expenses	32	32	1,690,160	1,535,301	26,119,738	10,321,381
Result of other activities (40 = 31 - 32)	40		(1,289,422)	1,403,943	(23,035,506)	(3,765,082)
Profit (loss) before tax	50		19,871,861	(32,095,993)	8,572,367	(93,088,289)
Income tax expenses - current	51	34	-	-	-	2,727,671
Income tax expenses - deferred	52	34	(208,627)	97,370	(415,113)	391,621
Profit(loss) after tax	60		20,080,488	(32,193,363)	8,987,480	(96,207,581)
Attributable to:						
Non-controlling interest	61		30,294	129,473	56,832	479,534
Equity holders of the Company	62		20,050,194	(32,322,836)	8,930,648	(96,687,115)
Basic earnings (loss) per share (in VND)	36	35	230	(454)	102	(1,352)

27th July 2016

Prepared by:


Nguyễn Hồng Phong  
Chief Accountant

Approved by:


Foru Yamasaki  
Chairman, General Director


**Interfood Shareholding Company and its subsidiaries**

<b>Consolidated statements of cash flows</b>		<b>30/06/2016</b>	<b>31/12/2015</b>
	<b>Code</b>	<b>VND'000</b>	<b>VND'000</b>
<b>CASH FLOWS FROM OPERATING ACTIVITIES</b>			
Profit/(loss) before tax	01	8,572,367	(93,088,289)
Adjustments for:			
Depreciation and amortisation	02	16,424,791	38,381,229
Allowances and provisions	03	1,994,300	11,618,253
Exchange rate losses	04	(2,900,000)	14,750,685
Losses from investing activities	05	19,546,707	(976,747)
Interest income	05	(447,311)	-
Interest expense	06	2,736,102	5,933,545
<b>Operating profit/(loss) before adjustments to working capital</b>	<b>08</b>	<b>45,926,956</b>	<b>(23,381,324)</b>
Change in receivable	09	2,939,558	13,836,193
Change in inventories	10	(22,458,188)	(13,295,688)
Change in payables and other liabilities	11	(33,420,929)	4,458,796
Change in prepaid expenses	12	2,714,448	1,433,279
Interest paid	13	(3,845,870)	(5,922,380)
Income tax paid	14	-	(2,727,671)
Other payments for operating activities	16	-	-
<b>Cash generated from operating activities</b>	<b>20</b>	<b>(8,144,025)</b>	<b>(25,598,795)</b>
<b>CASH FLOWS FROM INVESTING ACTIVITIES</b>			
Payments for additions to fixed assets	21	(3,551,551)	(4,662,888)
Proceeds from disposals of fixed assets	22	2,577,273	645,455
Receipts of interests	27	447,311	386,635
<b>Net cash inflows/(outflows) from investing activities</b>	<b>30</b>	<b>(526,967)</b>	<b>(3,630,798)</b>
<b>CASH FLOWS FROM FINANCING ACTIVITIES</b>			
Proceeds from shares issued	31	-	160,000,000
Proceeds from borrowings	33	-	77,250,000
Payments to settle loan principals	34	-	(149,930,000)
<b>Net cash inflows/(outflows) from financing activities</b>	<b>40</b>	<b>-</b>	<b>87,320,000</b>
<b>Net increase/(decrease) in cash</b>	<b>50</b>	<b>(8,670,992)</b>	<b>58,090,407</b>
<b>Cash at beginning of the year</b>	<b>60</b>	<b>172,435,846</b>	<b>114,345,439</b>
Effects of changes in foreign exchange rates	61	-	-
<b>Cash at end of the year</b>	<b>70</b>	<b>163,764,854</b>	<b>172,435,846</b>


27th July 2016

Prepared by:



Nguyễn Hồng Phong  
Chief Accountant

Approved by:



Toru Yamasaki  
Chairman, General Director



## Interfood Shareholding Company and its subsidiaries

### Notes to the consolidated financial statements

#### 1. Reporting Entity

##### (a) Ownership structure

Interfood Shareholding Company (“the Company”) is incorporated as a joint stock company in Vietnam. The Company owns 90.4% of the equity interests in Avafood Shareholding Company (“Avafood”). The consolidated financial statements for the period ended 30 June 2016 comprise the Company and its subsidiary, Avafood (together referred to as “the Group”).

The Company’s shares were listed on the Ho Chi Minh Stock Exchange in accordance with the Listing License No. 61/UBCK-GPNY issued by the Ho Chi Minh City Stock Exchange on 29 September 2006.

According to the Announcement No. 395/2013 of Ho Chi Minh Stock Exchange, the Company’s shares were delisted from 3 May 2013 and thereafter trading on Vietnam Security Depository.

##### (b) Principal activities

The principal activities of the Company are to process agricultural and aquatic products into canned, dried, frozen, salted, and pickled products; the production of biscuits and snack food; carbonated and non-carbonated fruit juice, non-carbonated and carbonated beverages, with or without low level of alcohol (less than 10%); bottled filtered water; packaging for foods and beverages; and to export, import products in accordance with business operation.

The principal activities of Avafood are to provide processing service and produce products including fruit juice, beverage, bottled filtered water; biscuits, jams and sweets, snack food; and agricultural, aquatic and livestock products; lease a workshop, office; and to export, import products in accordance with business operation under the Investment Licence No. 48/GP-DN issued by the People’s Committee of Dong Nai Province on 19 July 2002.

##### (c) Normal operating cycle

The normal operating cycle of the Group is generally within 12 months.

##### (d) Group structure

As at 30 June 2016, the Group had 1,299 employees (31/12/2015: 1,422 employees).

#### 2. Basis of preparation

##### (a) Statement of compliance

The consolidated financial statements have been prepared in accordance with Vietnamese Accounting Standards, the Vietnamese Accounting System and the relevant statutory requirements.



## Interfood Shareholding Company and its subsidiaries

### Notes to the consolidated financial statements

#### (b) Basis of measurement

The consolidated financial statements, except for the statement of cash flows, are prepared on the accrual basis using the historical cost concept. The statement of cash flows is prepared using the indirect method.

#### (c) Going concern assumption

The consolidated financial statements have been prepared on a going concern basis. The Group incurred net profit after tax of VND 8,987 million (2015: Loss VND 96,208 million) during the year. Furthermore, the Group had significant loans that will require refinancing within the next 12 months (Note 18). The validity of the going concern assumption fundamentally depends on the Group generating enough operating and financing cash flows to meet the operational expenses and on the ultimate majority shareholder continuing to provide such financial assistance as is necessary to enable the Group to meet its liabilities as and when they fall due and to maintain the Group in existence as a going concern for the foreseeable future

At the time of this report, the Group had USD17.5 million unused short-term facility which can be used to meet the operational expenses and there is no reason for the management to believe that the ultimate majority shareholder will not continue its support.

#### (d) Annual accounting period

The annual accounting period of the Group is from 1 January to 31 December.

#### (e) Accounting and presentation currency

The Company's accounting currency is Vietnam Dong ("VND"). The consolidated financial statements are prepared and presented in Vietnam Dong rounded to the nearest thousand ("VND'000").

### 3. Adoption of new guidance on accounting system for enterprises

On 22 December 2014, the Ministry of Finance issued Circular No. 200/2014/TT-BTC providing guidance on Vietnamese Accounting System for enterprises ("Circular 200"). Circular 200 replaces previous guidance on Vietnamese Accounting System for enterprises under Decision No. 15/2006/QĐ-BTC dated 20 March 2006 and Circular No. 244/2009/TT-BTC dated 31 December 2009. Circular 200 is effective after 45 days from the signing date and applicable for annual accounting periods beginning on or after 1 January 2015.

On the same date of 22 December 2014, the Ministry of Finance also issued Circular No. 202/2014/TT-BTC providing guidance on preparation and presentation of consolidated financial statements ("Circular 202"). Circular 202 replaces previous guidance on preparation and presentation of consolidated financial statements provided in Part XIII of Circular No. 161/2007/TT-BTC dated 31 December 2007 of the Ministry of Finance. Circular 202 is also effective after 45 days from the signing date and applicable for annual accounting periods beginning on or after 1 January 2015.

## Interfood Shareholding Company and its subsidiaries

### Notes to the consolidated financial statements (continues)

The Group has adopted the applicable requirements of Circular 200 and Circular 202 effective from 1 January 2015 on a prospective basis. The significant changes to the Group's accounting policies and the effects on the consolidated financial statements, if any, are disclosed in the following note to the consolidated financial statements:

- Recognition of foreign exchange differences (Note 4(b)).

#### 4. Summary of significant accounting policies

##### (a) Basis of consolidation

##### (i) Subsidiaries

Subsidiaries are entities controlled by the Group. The financial statements of subsidiaries are included in the consolidated financial statements from the date that control commences until the date that control ceases.

##### (ii) Transactions eliminated on consolidation

Intra-group balances, and any unrealised income and expenses arising from intra-group transactions, are eliminated in preparing the consolidated financial statements.

##### (b) Foreign currency transactions

Transactions in currencies other than VND during the year have been translated into VND at actual rates of exchange ruling at the transaction dates. The actual rates of exchange applied to account for foreign currency transaction are determined as follows:

- Exchange rate applied to buying or selling foreign currency is the exchange rate stipulated in the currency exchange contract between the Group and the bank.:
- Exchange rate applied to capital contribution transaction is the foreign currency buying rate at the transaction date quoted by the bank through which the investor transfers funds for the capital contribution.
- Exchange rate applied to recognise trade and other receivables is the foreign currency buying rate at the transaction date quoted by the bank through which the Group receives money from the customer or counterparty.
- Exchange rate applied to recognise trade and other payables is the foreign currency selling rate at the transaction date quoted by the bank through which the Group intends to make payment for the liability.
- For asset acquisitions or expenses that are settled with immediate payment, the exchange rate applied is the foreign currency buying rate at the transaction date quoted by the bank through which the Group makes payment.

Monetary assets and liabilities denominated in currencies other than VND are translated into VND at actual rates of exchange ruling at the balance sheet date. The actual rates of exchange applied to retranslate monetary items denominated in foreign currency at reporting date are determined as follows:

## Interfood Shareholding Company and its subsidiaries

### Notes to the consolidated financial statements (continues)

■ For monetary assets (cash and receivables): the foreign currency buying rate at the reporting date quoted by the commercial bank where the Group most frequently conducts transactions. Cash at banks and bank deposits are retranslated using the foreign currency buying rate of the bank where the Group deposits the money or maintains those bank accounts.

■ For monetary liabilities (payables and borrowings): the foreign currency selling rate at reporting date quoted by the commercial bank where the Group most frequently conducts transactions.

All foreign exchange differences are recorded in the consolidated statement of income.

#### (c) Cash

Cash comprises cash balances and call deposits.

#### (d) Accounts receivable

Trade and other receivables are stated at cost less allowance for doubtful debts.

#### (e) Inventories

Inventories are stated at the lower of cost and net realisable value. Cost is determined on a weighted average basis and includes all costs incurred in bringing the inventories to their present location and condition. Cost in the case of finished goods and work in progress includes raw materials, direct labour and attributable manufacturing overheads. Net realisable value is the estimated selling price of inventory items, less the estimated costs of completion and selling expenses.

The Group applies the perpetual method of accounting for inventory.

#### (f) Tangible fixed assets

##### (i) Cost

Tangible fixed assets are stated at cost less accumulated depreciation. The initial cost of a tangible fixed asset comprises its purchase price, including import duties, non-refundable purchase taxes and any directly attributable costs of bringing the asset to its working condition for its intended use. Expenditure incurred after tangible fixed assets have been put into operation, such as repair, maintenance and overhaul cost, is charged to the consolidated statement of income in the year in which the cost is incurred. In situations where it can be clearly demonstrated that the expenditure has resulted in an increase in the future economic benefits expected to be obtained from the use of tangible fixed assets beyond their originally assessed standard of performance, the expenditure is capitalised as an additional cost of tangible fixed assets.

##### (ii) Depreciation

Depreciation is computed on a straight-line basis over the estimated useful lives of fixed assets. The estimated useful lives are as follow:

Buildings	6 – 30 years
Machinery and equipment	6 – 15 years
Motor vehicles	6 – 10 years
Office equipment	3 – 10 years

## Interfood Shareholding Company and its subsidiaries

### Notes to the consolidated financial statements (continues)

**(g) Intangible fixed assets**  
*Software*

Cost of acquiring a new software, which is not an integral part of the related hardware, is capitalised and treated as an intangible asset. Software cost is amortised on a straight-line basis over 10 years.

**(h) Construction in progress**

Construction in progress represents the cost of construction and machinery which have not been fully completed or installed. No depreciation is provided for construction in progress during the period of construction and installation.

**(i) Long-term prepayments**

**(i) Prepaid land costs**

Prepaid land costs comprise prepaid land lease rentals, including those for which the Group obtained land use rights certificate but are not qualified as intangible fixed assets under Circular No. 45/2013/TT-BTC dated 25 April 2013 of the Ministry of Finance providing guidance on management, use and depreciation of fixed assets, and other costs incurred in conjunction with securing the use of leased land. These costs are recognised in the consolidated statement of income on a straight-line basis over the term of the lease of 40 years.

**(ii) Renovation expense**

Other expenses are initially stated at cost and are amortised on a straight line basis over 3 years starting from the date of completion of the work.

**(iii) Tools and supplies**

Tools and supplies include assets held for use by the Group in the normal course of business whose costs of individual items are less than VND30 million and therefore not qualified for recognition as fixed assets under prevailing regulation. Cost of tools and supplies are amortised on a straight-line basis over 3 years.

**(iv) Insurance and rental expenses**

Insurance and rental expenses are initially stated at cost and are amortised on a straight-line basis over the insurance and rental terms.

**(j) Trade and other payables**

Trade and other payables are stated at their cost.

## Interfood Shareholding Company and its subsidiaries

### Notes to the consolidated financial statements (continues)

#### (k) Provisions

A provision is recognised if, as a result of a past event, the Group has a present legal or contractual obligation that can be estimated reliably, and it is probable that an outflow of economic benefits will be required to settle the obligation. Provisions are determined by discounting the expected future cash flows at a pre-tax rate that reflects current market assessments of the time value of money and the risks specific to the liability.

#### *Severance allowance*

Under the Vietnamese Labour Code, when employees who have worked for 12 months or more (“eligible employees”) voluntarily terminates his/her labour contract, the employer is required to pay the eligible employee severance allowance calculated based on years of service and employees’ compensation at termination. Provision for severance allowance has been provided based on employees’ years of service and their current salary level.

Pursuant to Law on Social Insurance, effective from 1 January 2009 the Group and its employees are required to contribute to an unemployment insurance fund managed by the Vietnam Social Insurance Agency. The contribution to be paid by each party is calculated at 1% of the lower of the employees’ basic salary and 20 times the general minimum salary level as specified by the Government from time to time. With the implementation of unemployment insurance scheme, the Group is no longer required to provide severance allowance for the service period after 1 January 2009. However, severance allowance to be paid to the existing eligible employees as of 30 June 2016 will be determined based on the eligible employees’ years of service as of 31 December 2008 and their average salary for the six-month period prior to the termination date.

#### (l) Share capital

#### *Ordinary shares*

Incremental costs directly attributable to the issue of shares, net of tax effects, are recognised as a deduction from share premium.

#### (m) Acquisition reserve

The difference between the consideration given and the aggregate value of the assets and liabilities of the acquired entity in a business combination involving entities under common control is recorded as acquisition reserve under other reserves.

#### (n) Taxation

Income tax on the consolidated profit or loss for the year comprises current and deferred tax. Income tax is recognised in the consolidated statement of income except to the extent that it relates to items recognised directly to equity, in which case it is recognised in equity.

Current tax is the expected tax payable on the taxable income for the year, using tax rates enacted at the balance sheet date, and any adjustment to tax payable in respect of previous years.

## Interfood Shareholding Company and its subsidiaries

### Notes to the consolidated financial statements (continues)

Deferred tax is provided using the balance sheet method, providing for temporary differences between the carrying amounts of assets and liabilities for financial reporting purposes and the amounts used for taxation purposes. The amount of deferred tax provided is based on the expected manner of realisation or settlement of the carrying amounts of assets and liabilities using the tax rates enacted or substantively enacted at the balance sheet date.

A deferred tax asset is recognised only to the extent that it is probable that future taxable profits will be available against which the temporary difference can be utilised. Deferred tax assets are reduced to the extent that it is no longer probable that the related tax benefit will be realised.

#### (n) Revenue

##### *Goods sold*

Revenue from the sale of goods is recognised in the consolidated statement of income when the significant risks and rewards of ownership have been transferred to the buyer. No revenue is recognised if there are significant uncertainties regarding recovery of the consideration due or the possible return of goods.

##### *Interest income*

Interest income is recognised on a time proportion basis with reference to the principal outstanding and the applicable interest rate.

#### (p) Operating lease payments

Payments made under operating leases are recognised in the consolidated statement of income on a straight-line basis over the term of the lease. Lease incentives received are recognised in the consolidated statement of income as an integral part of the total lease expense

#### (q) Borrowing costs

Borrowing costs are recognised as an expense in the year in which they are incurred, except where the borrowing costs relate to borrowings in respect of the construction of qualifying assets, in which case the borrowing costs incurred during the period of construction are capitalised as part of the cost of the assets concerned.

#### (r) Earnings per share

The Group presents basic earnings per share ("EPS") for its ordinary shares. Basic EPS is calculated by dividing the profit or loss attributable to ordinary shareholders of the Group by the weighted average number of ordinary shares outstanding during the year. The Group does not present diluted EPS as it has no potential ordinary shares.

## Interfood Shareholding Company and its subsidiaries

### Notes to the consolidated financial statements (continues)

#### (s) Segment reporting

A segment is a distinguishable component of the Group that is engaged either in providing related products or services (business segment), or in providing products or services within a particular economic environment (geographical segment), which is subject to risks and rewards that are different from those of other segments. The Group's primary format for segment reporting is based on business segments.

#### (s) Related companies

Parties are considered to be related if one party has the ability, directly or indirectly, to control the other party or exercise significant influence over the other party in making financial and operating decisions. Parties are also considered to be related if they are subject to common control or common significant influence.

#### 5. Segment reporting

The Group mainly operates in one business segment, which is the production and sale of foods and beverages and in one geographical segment, which is in Vietnam

6. Cash	30/06/2016 VND'000	31/12/2015 VND'000
Cash on hand	104,142	161,043
Cash in banks	163,660,712	172,274,803
Cash in the consolidated statement of cash flows	<u>163,764,854</u>	<u>172,435,846</u>

#### 7. Accounts receivable from customers

##### (a) Accounts receivable from customers detailed by significant customers

	30/06/2016 VND'000	31/12/2015 VND'000
Saigon Union of Trading Co-operatives	1,316,674	5,042,063
EB Services Co., Ltd.	2,065,132	4,075,204
Others	14,315,156	13,101,302
	<u>17,696,962</u>	<u>22,218,569</u>

##### (b) Accounts receivable from customers classified by payment term

	30/06/2016 VND'000	31/12/2015 VND'000
Short-term	17,696,962	22,218,569
	<u>17,696,962</u>	<u>22,218,569</u>

**Interfood Shareholding Company and its subsidiaries**

**Notes to the consolidated financial statements (continues)**

**8. Allowance for doubtful debts**

Movements in the allowance for doubtful debts during the year were as follows:

	30/06/2016	31/12/2015
	VND'000	VND'000
Opening balance	2,296,092	2,045,468
Increase in allowance during the year	-	2,341,472
Allowance utilised during the year	-	(2,090,848)
Closing balance	<u>2,296,092</u>	<u>2,296,092</u>

**9. Inventories**

	30/06/2016		31/12/2015	
	Cost	Allowance	Cost	Allowance
	VND'000	VND'000	VND'000	VND'000
Goods in transit	-	-	790,291	-
Raw materials	50,573,849	-	39,684,219	-
Tools and supplies	8,342,079	-	9,712,514	-
Work in progress	784,331	-	4,646,405	-
Finished goods	145,464,473	(120,510)	130,570,840	(1,918,887)
	<u>205,164,732</u>	<u>(120,510)</u>	<u>185,404,269</u>	<u>(1,918,887)</u>

There was no inventories as at 30 June 2016 (31 December 2015: VND14,207 million) of finished goods carried at net realisable value.

Movements in the allowance for inventories during the year were as follows:

	30/06/2016	31/12/2015
	VND'000	VND'000
Opening balance	1,918,887	3,435,021
Increase in allowance during the year	899,348	9,241,017
Written back	(1,918,887)	-
Allowance utilised during the year	(778,838)	(10,757,151)
Closing balance	<u>120,510</u>	<u>1,918,887</u>

*gh*



**Interfood Shareholding Company and its subsidiaries**

**Notes to the consolidated financial statements (continues)**

**10. Tangible fixed assets**

	Building VND'000	Machinery & Equipment VND'000	Motor vehicles VND'000	Office equipment VND'000	Total VND'000
<b>Historical cost</b>					
Opening balance	117,128,132	478,364,593	7,975,146	5,804,662	609,272,533
Additions	-	1,440,363	110,000	973,055	2,523,418
Transfer from CIP	-	353,500	-	-	353,500
Disposals(*)	-	(62,062,929)	-	-	(62,062,929)
Closing balance	<u>117,128,132</u>	<u>418,095,527</u>	<u>8,085,146</u>	<u>6,777,717</u>	<u>550,086,522</u>
<b>Accumulated depreciation</b>					
Opening balance	32,022,544	321,006,195	5,926,408	4,148,705	363,103,852
Charge for the year	1,972,316	13,040,506	325,970	325,474	15,664,266
Disposals(*)	-	(39,938,949)	-	-	(39,938,949)
Closing balance	<u>33,994,860</u>	<u>294,107,752</u>	<u>6,252,378</u>	<u>4,474,179</u>	<u>338,829,168</u>
<b>Net book value</b>					
Opening balance	85,105,588	157,358,398	2,048,738	1,655,957	246,168,681
Closing balance	<u>83,133,272</u>	<u>123,987,776</u>	<u>1,832,768</u>	<u>2,303,538</u>	<u>211,257,354</u>

Included in the cost of tangible fixed assets were assets costing 55,660 million VND which were fully depreciated as of 30 June 2016 (31/12/2015: 61,681 million VND), but are still in active use.

The net book value of temporarily idle tangible fixed assets amounted to VND 23,119 million as at 30 June 2016 (31/12/2015: VND 33,602 million).

**11. Intangible fixed assets**

	Software VND'000	Total VND'000
<b>Historical cost</b>		
Opening balance	12,913,118	12,913,118
Additions	129,570	129,570
Written off	-	-
Closing balance	<u>13,042,688</u>	<u>13,042,688</u>
<b>Accumulated depreciation</b>		
Opening balance	3,151,949	3,151,949
Charge for the year	760,526	760,526
Disposals	-	-
Closing balance	<u>3,912,475</u>	<u>3,912,475</u>
<b>Net book value</b>		
Opening balance	9,761,169	9,761,169
Closing balance	<u>9,130,213</u>	<u>9,130,213</u>

*Ch*

**Interfood Shareholding Company and its subsidiaries**
**Notes to the consolidated financial statements (continues)**

12. Construction in progress	30/06/2016	31/12/2015
	VND'000	VND'000
Opening balance	189,670	1,990,465
Additions during the year	898,563	2,823,245
Transferred to tangible fixed assets	(353,500)	(2,526,115)
Transferred to allocation expenses	(521,215)	(2,097,925)
Closing balance	<u>213,518</u>	<u>189,670</u>
	0	-

13. Long-term prepayment						Total
	Prepaid land costs	Renovation expenses	Tool and supplies	Insurance expenses	Rental expenses	VND'000
	VND'000	VND'000	VND'000	VND'000	VND'000	VND'000
Opening balance	26,269,010	4,691,077	2,495,778	280,150	41,835	33,777,850
Additions	-	176,400	103,500	-	-	279,900
Amortisation	(347,499)	(1,393,462)	(579,037)	(124,319)	(28,816)	(2,473,133)
Closing balance	<u>25,921,511</u>	<u>3,474,015</u>	<u>2,020,241</u>	<u>155,831</u>	<u>13,019</u>	<u>31,584,617</u>

**14. Accounts payable to suppliers**
**(a) Accounts payable to suppliers detailed by significant suppliers**

	30/06/2016		31/12/2015	
	Cost	Amount within payment capacity	Cost	Amount within payment capacity
	VND'000	VND'000	VND'000	VND'000
Crown Beverage Cans (Dong Nai) Co., Ltd	21,948,376	21,948,376	23,567,042	23,567,042
Hoa Lam Transportation	2,600,874	2,600,874	7,034,398	7,034,398
Vietnam Kirin Beverage Company Limited	21,133,717	21,133,717	4,272,267	4,272,267
Crown Beverage Cans Saigon Limited	5,560,626	5,560,626	3,388,779	3,388,779
Others	35,191,246	35,191,246	35,328,663	35,328,663
	<u>86,434,838</u>	<u>86,434,838</u>	<u>73,591,149</u>	<u>73,591,149</u>

**(b) Accounts payable to suppliers classified by payment term**

	30/06/2016		31/12/2015	
	Cost	Amount within payment capacity	Cost	Amount within payment capacity
	VND'000	VND'000	VND'000	VND'000
Short-term	86,434,838	86,434,838	73,591,149	73,591,149
	<u>86,434,838</u>	<u>86,434,838</u>	<u>73,591,149</u>	<u>73,591,149</u>

**Interfood Shareholding Company and its subsidiaries**

**Notes to the consolidated financial statements (continues)**

**(c) Accounts payable to suppliers who are related parties**

	30/06/2016		31/12/2015	
	Cost VND'000	Amount within payment capacity	Cost VND'000	Amount within payment capacity
		VND'000		VND'000
Vietnam Kirin Beverage Company, Limited	21,133,717	21,133,717	4,272,267	4,272,267
	<u>21,133,717</u>	<u>21,133,717</u>	<u>4,272,267</u>	<u>4,272,267</u>

The amounts due to Vietnam Kirin Beverage Company Limited represented the processing fee payable, which were unsecured, interest free and payable on demand.

**15. Taxes payable to State Treasury**

	31/12/2015 VND'000	Incurred VND'000	Netted-off VND'000	Paid VND'000	30/06/2016 VND'000
Value added tax	10,221,365	15,762,249	-	22,468,598	3,515,016
Corporate income tax	-	-	-	-	-
Personal income tax	219,468	2,773,198	-	2,731,505	261,161
Other tax	3,649	1,025,440	-	1,027,069	2,020
	<u>10,444,482</u>	<u>19,560,887</u>	<u>-</u>	<u>26,227,172</u>	<u>3,778,197</u>

**16. Accrued expenses**

	30/06/2016 VND'000	31/12/2015 VND'000
Sales discounts and commission	3,656,315	21,522,323
Advertising expenses	3,867,003	3,707,076
Promotion expenses	10,517,109	21,585,877
Transportation fee	5,698,484	6,000,705
Secondment fee payable (*)	4,966,756	5,470,153
Loans interest payable	940,438	2,179,737
Others	9,198,562	16,045,913
	<u>38,844,667</u>	<u>76,511,785</u>

According to the Secondment Agreement dated 1 July 2011, the Group agreed to pay secondment fee to Kirin Holdings Company, Limited, a related party, who provides strategic and management advice and assistance to the Group at fixed amounts stipulated in the agreement with each seconded employee.

*De*

**Interfood Shareholding Company and its subsidiaries**
**Notes to the consolidated financial statements (continues)**
**17. Other payables - short-term**

	30/06/2016 VND'000	31/12/2015 VND'000
Non-trade amounts due to a related party	-	852,501
Dividend payable	505,391	505,391
Other payable	140,459	396,941
	<u>645,850</u>	<u>1,754,833</u>

The non-trade amounts due to a related party were unsecured, interest free and are payable on demand.

**18. Borrowings**
**a) Short-term borrowings**

Loans from Kirin Holdings Company, Limited

31/12/2015		Movement during the year			30/06/2016	
Carrying amount VND'000	Amount within repayment capacity VND'000	Increase VND'000	Decrease VND'000	Unrealised foreign exchange gain VND'000	Carrying amount VND'000	Amount within repayment capacity VND'000
180,320,000	180,320,000	-	-	(1,600,000)	178,720,000	178,720,000

Terms and conditions of unsecured outstanding short-term borrowings were as follows:

	Currency	Annual interest rate	30/06/2016 VND'000	31/12/2015 VND'000
Loan 1	USD	LIBOR + 0.8%	134,040,000	135,240,000
Loan 2	USD	LIBOR + 0.8%	44,680,000	45,080,000
			<u>178,720,000</u>	<u>180,320,000</u>

The applicable interest rates of these borrowings ranged from 1.336% to 1.744% per annum during the year (2015: 1.036% to 1.536% per annum).

**b) Long-term borrowings**

	Currency	Interest rate	maturity	30/06/2016 VND'000	31/12/2015 VND'000
Unsecured loan from Kirin Holdings Company, Limited	USD	1.896%	2017	145,210,000	146,510,000
				<u>145,210,000</u>	<u>146,510,000</u>

The unsecured loans bore fixed interest rate of 1.896% per annum during the year (2015: 1.896% per annum), which is based on USD Swap Semi 30/360 5-year plus 0.8% per annum according to current Kirin Group's financial rules.

**Interfood Shareholding Company and its subsidiaries**  
**Notes to the consolidated financial statements (continues)**

**19. Deferred tax liabilities**

**(a) Recognised deferred tax liabilities**

Deferred tax liabilities related to temporary differences arising from depreciation of fixed assets.

**(b) Unrecognised deferred tax assets**

Deferred tax assets have not been recognised in respect of the following items:

	30/06/2016		31/12/2015	
	Temporary difference VND'000	Tax value VND'000	Temporary difference VND'000	Tax value VND'000
Deductible temporary differences	40,737,644	8,147,529	79,427,763	15,885,553
Taxes loss	124,145,523	24,829,105	118,282,854	23,728,737
	<b>164,883,167</b>	<b>32,976,633</b>	<b>197,710,617</b>	<b>39,614,290</b>

The tax losses expire in the following years:

Year of expiry	Status of tax review	Tax losses available
2017	Outstanding	11,692,311
2019	Outstanding	37,786,831
2020	Outstanding	68,803,712
2021	Outstanding	5,862,669
		<b>124,145,523</b>

The deductible temporary differences other than tax losses do not expire under current tax legislation. Deferred tax assets have not been recognised in respect of these items because it is not probable that future taxable profit will be available against which the Group can utilise the benefits therefrom.

**20. Provision - long-term**

Movements of provision during the year were as follow:

	Severance allowance 30/06/2016 VND'000	Severance allowance 31/12/2015 VND'000
Opening balance	2,543,911	3,076,345
Provision made during the year	1,192,008	35,764
Utilised during the year	(97,056)	(568,198)
Closing balance	<b>3,638,863</b>	<b>2,543,911</b>

**Interfood Shareholding Company and its subsidiaries**  
**Notes to the consolidated financial statements (continues)**

**21. Changes in owners' equity**

	Share capital VND'000	Share premium VND'000	Other Reserves VND'000	Accumulated losses VND'000	Non- controlling interest VND'000	Total VND'000
<b>Balance as at 01/01/2015</b>	711,409,840	85,035,704	57,498,796	(756,134,004)	3,476,108	101,286,444
Share capital issued	160,000,000	-	-	-	-	160,000,000
Net profit (loss) for the year	-	-	-	(96,687,115)	479,534	(96,207,581)
<b>Balance as at 31/12/2015</b>	<b>871,409,840</b>	<b>85,035,704</b>	<b>57,498,796</b>	<b>(852,821,119)</b>	<b>3,955,642</b>	<b>165,078,863</b>
Share capital issued	-	-	-	-	-	-
Net profit (loss) for the year	-	-	-	8,930,648	56,832	8,987,480
<b>Balance as at 30/06/2016</b>	<b>871,409,840</b>	<b>85,035,704</b>	<b>57,498,796</b>	<b>(843,890,471)</b>	<b>4,012,473</b>	<b>174,066,342</b>

**22. Share capital**

The Group's authorised and issued share capital is:

	30/06/2016		31/12/2015	
	Number of shares	VND'000	Number of shares	VND'000
<b>Authorised and issued share capital</b>				
Ordinary shares	87,140,992	871,409,920	87,140,992	871,409,920
<b>Shares in circulation</b>				
Ordinary shares	87,140,984	871,409,840	87,140,984	871,409,840
<b>Treasury shares</b>				
Treasury shares	8	80	8	80

All ordinary shares have a par value of VND10,000. Each share is entitled to one vote at meetings of the Group. Shareholders are entitled to receive dividend as declared from time to time. All ordinary shares are ranked equally with regard to the Group's residual assets. In respect of shares bought back by the Group, all rights are suspended until those shares are reissued.

**Interfood Shareholding Company and its subsidiaries**  
**Notes to the consolidated financial statements (continues)**

Movements in share capital during the year were as follows:

	2016		2015	
	shares	VND'000	shares	VND'000
Balance at the beginning of the period	87,140,984	871,409,840	71,140,984	711,409,840
Shares issued during the year			16,000,000	160,000,000
Balance at the end of period:	<u>87,140,984</u>	<u>871,409,840</u>	<u>87,140,984</u>	<u>871,409,840</u>

**23. Other reserves**

	30/06/2016	31/12/2015
	VND'000	VND'000
Acquisition reserve (a)	(32,535,252)	(32,535,252)
Other reserve (b)	90,034,048	90,034,048
	<u>57,498,796</u>	<u>57,498,796</u>

(a) In 2007, the Group acquired 90% shareholding of Avafood in a business combination under common control. In 2012, the Group increased its shareholding of Avafood to 90.4%. This amount represents the difference between consideration given and the net amounts of assets and liabilities of Avafood attributable to the Group at the acquisition date.

(b) On 1 January 2013, the Group changed its accounting currency from United States Dollars (USD) to Vietnam Dong (VND) in accordance with the requirements of Circular No. 244/2010/TT/BTC dated 31 December 2009 of the Ministry of Finance (Circular 244). Accordingly, all balances in USD as at 31 December 2012 have been translated to VND at the exchange rate of VND20,828 to USD1. This amount represents the difference between the converted value and par value of ordinary shares in VND.

**24. Off balance sheet items**

**(a) Lease**

The future minimum lease payments under non-cancellable operating leases were as follows:

	30/06/2016	31/12/2015
	VND'000	VND'000
Within one year	6,612,543	7,005,674
Within two to five years	6,699,107	10,056,987
	<u>13,311,650</u>	<u>17,062,661</u>

**(b) Foreign currencies**

	30/06/2016		31/12/2015	
	Original currency	VND'000 Equivalent	Original currency	VND'000 Equivalent
USD	359,521	8,002,946	1,120,316	25,151,090
EUR	334	8,243	339	8,291
		<u>8,011,189</u>		<u>25,159,381</u>

Notes to the consolidated financial statements (continues)

**Interfood Shareholding Company and its subsidiaries**
**25. Revenue from sale of goods**

Total revenue represents the gross value of goods sold exclusive of value added tax.

Net revenue comprised:

	Q2-2016 VND'000	Q2-2015 VND'000	YTD2016 VND'000	YTD2015 VND'000
<b>Total revenue</b>				
■ Sales of drinks	303,801,654	305,630,583	530,013,602	1,151,774,724
■ Sales of biscuits	165	1,325,731	541,741	10,625,268
■ Sales of foodstuff	51,839,513	43,883,775	79,782,188	153,875,639
■ Sales of scraps	279,011	-	680,834	2,126,611
	<b>355,920,343</b>	<b>350,840,089</b>	<b>611,018,365</b>	<b>1,318,402,242</b>
	-	-	-	-
	Q2-2016 VND'000	Q2-2015 VND'000	YTD2016 VND'000	YTD2015 VND'000
<b>Less revenue deductions:</b>				
■ Sales allowances	20,491,957	9,675,978	28,521,076	37,370,580
■ Sales return	-	420	41,250	847,957
	<b>20,491,957</b>	<b>9,676,398</b>	<b>28,562,326</b>	<b>38,218,537</b>
<b>Net revenue</b>	<b>335,428,386</b>	<b>341,163,691</b>	<b>582,456,039</b>	<b>1,280,183,705</b>
	€-	€-	€-	€-

**26. Cost of sales**

	Q2-2016 VND'000	Q2-2015 VND'000	YTD2016 VND'000	YTD2015 VND'000
<b>Total cost of sales</b>				
■ Cost of drinks	201,232,842	222,180,733	357,826,581	845,289,291
■ Cost of biscuit	4,908	1,866,060	1,578,039	14,775,791
■ Cost of foodstuff	34,239,577	27,436,757	46,083,403	81,698,907
	<b>235,477,326</b>	<b>251,483,550</b>	<b>405,488,022</b>	<b>941,763,989</b>
	-	-	-	-

**27. Financial income**

	Q2-2016 VND'000	Q2-2015 VND'000	YTD2016 VND'000	YTD2015 VND'000
Interest income from bank deposits	240,106	71,906	447,311	386,635
Foreign exchange gains	1,736,717	7,107,078	7,864,471	17,151,318
	<b>1,976,823</b>	<b>7,178,984</b>	<b>8,311,782</b>	<b>17,537,953</b>
	-	-	-	-

**28. Financial expenses**

	Q2-2016 VND'000	Q2-2015 VND'000	YTD2016 VND'000	YTD2015 VND'000
Interest expenses	1,443,078	1,399,597	2,736,102	5,933,543
Foreign exchange losses	1,916,635	12,402,395	5,138,340	37,749,953
	<b>3,359,713</b>	<b>13,801,992</b>	<b>7,874,442</b>	<b>43,683,496</b>
	-	-	-	-

Notes to the consolidated financial statements (continues)



## Interfood Shareholding Company and its subsidiaries

## 29. Selling expenses

	Q2-2016 VND'000	Q2-2015 VND'000	YTD2016 VND'000	YTD2015 VND'000
Staff costs	28,504,294	30,833,996	59,412,800	163,973,427
Advertisement and promotion expenses	16,480,605	27,584,371	23,281,858	87,223,620
Transportation fee	19,163,340	23,934,636	34,990,000	86,301,552
Rental fee	1,208,797	1,934,074	2,861,089	7,607,197
Others	3,764,210	22,856,451	7,185,285	15,014,618
	<b>69,121,246</b>	<b>107,143,528</b>	<b>127,731,031</b>	<b>360,120,414</b>
	€ -	€ -	€ -	€ -

## 30. General and administration expenses

	Q2-2016 VND'000	Q2-2015 VND'000	YTD2016 VND'000	YTD2015 VND'000
Staff costs	3,954,972	3,755,664	7,822,873	15,389,946
Consultant fee	979,110	1,302,475	2,441,374	5,765,826
Rental fee	729,275	725,245	1,478,429	2,791,031
Depreciation and amortisation	655,677	624,347	1,264,837	2,517,059
Allowance	-	-	-	2,341,472
Others	1,966,607	3,005,810	5,058,939	12,671,633
	<b>8,285,641</b>	<b>9,413,541</b>	<b>18,066,453</b>	<b>41,476,966</b>
	€ -	€ -	€ -	€ -

## 31. Other income

	Q2-2016 VND'000	Q2-2015 VND'000	YTD2016 VND'000	YTD2015 VND'000
Proceeds from disposals of fixed assets	-	645,455	2,577,273	590,112
Others	400,738	2,293,789	506,959	5,966,187
	<b>400,738</b>	<b>2,939,244</b>	<b>3,084,232</b>	<b>6,556,299</b>
	-	-	-	-

## 32. Other expenses

	Q2-2016 VND'000	Q2-2015 VND'000	YTD2016 VND'000	YTD2015 VND'000
Depreciation of idle tangible fixed assets	1,339,788	1,338,760	3,470,844	5,329,383
Loss from disposals of tangible fixed assets	-	73,791	22,123,979	-
Tax penalties	271,647	-	271,647	3,495,646
Others	78,725	122,750	253,267	1,496,352
	<b>1,690,160</b>	<b>1,535,301</b>	<b>26,119,738</b>	<b>10,321,381</b>
	-	-	-	-

Notes to the consolidated financial statements (continues)

**Interfood Shareholding Company and its subsidiaries**
**33. Production and business costs by element**

	Q2-2016 VND'000	Q2-2015 VND'000	YTD2016 VND'000	YTD2015 VND'000
Raw material costs	148,416,680	100,218,443	291,344,229	659,990,981
Labour costs and staff costs	43,628,716	52,504,260	86,876,658	235,841,385
Depreciation and amortisation	6,650,621	9,883,702	13,244,161	38,381,229
Outside services	97,736,686	145,441,902	180,342,019	530,362,350
Other expenses	4,620,822	12,079,066	10,827,027	30,351,869
	<b>301,053,525</b>	<b>320,127,374</b>	<b>582,634,094</b>	<b>1,494,927,814</b>

**34. Corporate Income Taxes**
**(a) Recognised in the consolidated statement of income**

	30/06/2016 VND'000	31/12/2015 VND'000
<b>Current tax expense</b>		
Under provision in prior years	-	2,727,671
<b>Deferred tax income</b>		
Written down of deferred tax so adjust CIT Tax from 22% to 20%		
Origination and reversal of temporary differences	(415,113)	391,621
	<b>(415,113)</b>	<b>391,621</b>
<b>Income tax expense</b>	<b>(415,113)</b>	<b>3,119,292</b>

**(b) Reconciliation of effective tax rate**

	30/06/2016 VND'000	31/12/2015 VND'000
Profit (loss) before tax	8,572,367	(93,088,289)
Tax at the Group's tax rate	1,714,473	(20,479,423)
Non-deductible expenses	4,886,394	3,808,243
Deferred tax assets not recognised	(7,015,980)	18,348,514
Tax losses not previously recognised utilised		(1,285,713)
Under provision in prior years	-	2,727,671
	<b>(415,113)</b>	<b>3,119,292</b>
	€ -	€ -

**(c) Applicable tax rates**
**(i) Interfood Shareholding Company**

Under the terms of the Company's Investment Certificate, the Company has an obligation to pay the government income tax at the rate of 15% of taxable profits for the first 12 years starting from the first year of operation (1994). Thereafter, from 2006 to 2013, the Company is subject to income tax at the rate of 25% and from 2014 onward will be 22%.

## Interfood Shareholding Company and its subsidiaries

According to Decree No. 24/2007/ND-CP dated 14 February 2007 (which replaced Decree No. 164/2003/ND-CP dated 22 December 2003), the Company is entitled to tax incentives in relation to the relocation of its business activities out of an urban area. In 2006, the Company relocated one of its production lines from Bien Hoa City to Tam Phuoc Industrial Zone, Bien Hoa City. As a result, profit derived from this line is exempted from corporate income tax for two years and a reduction of 50% for the following six years. Also as stated in this Decree, the Company is entitled to tax incentives in relation to investments made in new production lines that are qualified under this Decree. The tax incentives include one year of exemption from corporate income tax and a reduction of 50% for the following four years applied to profit derived from the new production lines.

Under Decree No. 124/2008/ND-CP dated 11 December 2008 (which replaced Decree No. 24/2007/ND-CP dated 14 February 2007) and Decree 122/2011/ND-CP dated 27 December 2012 (which provided a number of amendments to prevailing Decree No. 124/2008/ND-CP), the Company will continue to enjoy its tax incentives under Decree No. 24/2007/ND-CP dated 14 February 2007.

According to Letter No. 11924/TC-CST dated 20 October 2004 issued by the Ministry of Finance, the Company is entitled to a 50% reduction for two years after listing its shares in Ho Chi Minh City Securities Trading Centre. The Company has completed the registration with the tax authority to apply the incentives commencing from 2007.

The usual income tax rate applicable to enterprises before any incentives is 22% for 2015, and will be reduced to 20% from 2016.

### (ii) Avafood Shareholding Company

Under the terms of its Investment Certificates, Avafood has an obligation to pay the government income tax at the rate of 15% of taxable profits from manufacturing processed products, including fruit juice, bottled filtered water, biscuits, jams and sweets of all kinds, and from agricultural and aquatic products as well as livestock for the first 12 years starting from the first year of operation (from 2006 to 2018) and the tax rate applicable to enterprises before any incentives of 25% for the succeeding years. The current tax regulations allow the Avafood to be exempt from income tax for 2 years starting from the first year it generates a taxable profit (from 2011 to 2012) and entitled to a 50% reduction in income tax for the 3 succeeding years. The income tax regulations also specify that if the Avafood does not generate any taxable profit in three consecutive years from the first year it generates revenue, the above tax exemption period will start in the fourth year despite the fact that no taxable profit has been made.

All the above tax exemption and reduction are not applicable to other income which is taxed at the tax rate applicable to enterprises before any incentives.

Corporate income tax is payable at the rate stipulated by the current regulations on annual profit from processing service, office and workshop lease activity (2015 and 2014: 22%).

The usual income tax rate applicable to enterprises before any incentives is 22% for 2015, and will be reduced to 20% from 2016.

## Interfood Shareholding Company and its subsidiaries

### 35. Basic earnings per share

The calculation of basic earnings per share at 30 June 2016 was based on the profit or loss attributable to ordinary shareholders of the Group and a weighted average number of ordinary shares outstanding during the period, calculated as follows:

	<i>Net/(loss) profit attributable to ordinary shareholders</i>	
	30/06/2016 VND'000	31/12/2015 VND'000
Net profit/(loss) attributable to ordinary shareholders	<u>8,930,648</u>	<u>(96,687,115)</u>
	<i>Weighted average number of ordinary shares</i>	
	2016 VND'000	2015 VND'000
Weighted average number of ordinary shares for the year	<u>87,140,984</u>	<u>71,491,669</u>

### 36. Significant transactions with related parties

In addition to related party balances disclosed in other notes to the consolidated financial statements, during the year there were the following significant transactions with related parties:

	Transaction value	
	30/06/2016 VND'000	31/12/2015 VND'000
<i>Related companies</i>		
<b>Kirin Holding Company, Limited - Ultimate Parent Company</b>		
Short-term loan received	-	77,250,000
Share subscription	-	-
Interest expenses	2,736,102	5,933,545
Secondment fee	5,167,619	10,693,893
<b>Kirin Holding Singapore Pte, Ltd - Parent company</b>		
Share subscription		160,000,000
<b>Vietnam Kirin Beverage Company, Limited</b>		
Processing fee	84,256,974	160,073,961
Purchases of services	1,336,900	2,021,010
Sale of finished goods	28,890	9,652
<b>Board of Directors and Board of Management</b>		
Secondment fees	2,947,560	5,709,669
Salary	909,000	1,848,300

**Interfood Shareholding Company and its subsidiaries**

**37. Non-cash investing activities**

	30/06/2016 VND'000	31/12/2015 VND'000
Cost of fixed assets acquired through incurrence of liabilities	-	-


27th July 2016


Prepared by:



Nguyễn Hồng Phong  
Chief Accountant

Approved by:



  
Toru Yamasaki  
Chairman, General Director